



FlyWatch

Quick Reference Guide

Table of Contents

Login	3
My FlyWatch	4
<i>My Details</i>	4
<i>My Logbook</i>	6
<i>My Dashboard</i>	7
<i>My Alert History</i>	7
<i>Import EasyPlan Logbook</i>	8
<i>Logbook Summary</i>	8
<i>Take Test</i>	9
<i>Alert Subscriptions</i>	9
<i>FlyWatch.Pilot</i>	9
Reporting	10
<i>Aircraft</i>	10
<i>Monthly Aircraft Statistics</i>	10
<i>Aircraft Dashboard</i>	11
<i>Open Defects</i>	11
Manage	12
<i>Organisation</i>	12
<i>Persons</i>	13
<i>Owner</i>	13
<i>Aircraft</i>	14
<i>Bases</i>	14
<i>Airfields</i>	14
Crew Management	15
<i>Crew Dashboard</i>	15
<i>Notification Audit Report</i>	16
Examination	17
<i>Exams</i>	17
<i>Set Exam</i>	17
Safety	18
<i>Notification System</i>	18
<i>Notification Audit Report</i>	19
<i>Hazard Reporting</i>	19
Contact Us	20

Login

Aviation Management Solution Sign In

ZULU: 6:29:14 AM SAST LOCAL: 8:29:14 AM SAST
WAT: 7:29:14 AM SAST CAT: 8:29:14 AM SAST EAT: 9:29:14 AM SAST

[Home](#) [About](#)

Welcome to FlyWatch

There are many solutions in the market, but only one that delivers a central real-time view of your fleet and delivering value to all areas of your business: from the aircraft or business to the end customer. And that solution is FlyWatch™

The offering is specifically designed as a business tool for people with an aviation mind-set, and takes into consideration the unique requirements of aviation customers who want the business outcomes.

FlyWatch™ provides real-time automation solutions to seamlessly manage all flight documentation in your operations, from the cockpit directly to your back office. From flight info entries to flight leg data, charges accrued or defects detected, the FlyWatch™ reporting engine provides your organisation with a paperless online document management interface that saves you time, money and in the process make you more effective and productive.

FlyWatch.Pilot™ for Windows is an EFB shell program. This interface is a solid, native, standardized pilot interface and library management platform that is the result of years of business and aviation industrial development.

FlyWatch.Pilot™ for Windows, is a total solution that turns any Windows-compatible, tablet PC or laptop into a native, easy-to-use, guideline-compliant EFB (Electronic Flight Bag) for use during all phases of flight. This also forms the spine of the reporting engine that provides your business and end-users with a real-time interface on the cloud today.

AFI-Cloud™ provides the on-line execution environment from which this entire solution operates. This secure and reliable environment ensures that this solution is accessible from any network (Public or Private) from anywhere in the world. We also supply other IT services from the same platform that complement the operational improvements that this solution brings.

Login

User name:

Password:


Remember me?

Statistics

Organizations	8
Aircraft	56
Active Pilots	189
Total Flights	22001
Total Pax	134254
Total Distance Flown	6.652 million km
Total Flying Hours	21638

To log onto FlyWatch go to www.flywatch.com and enter your user name and password provided to you by your organisations FlyWatch administrator. Click the 'Sign In' button to enter the FlyWatch portal. Upon log on you will be directed to the 'My Dashboard' page. The user is now ready to start utilising FlyWatch.

My FlyWatch




In the 'My FlyWatch' tab you will find all the necessary tools to customise the FlyWatch Portal to each users specifications. Hover over 'My FlyWatch' to activate the drop down menu and select your desired menu item.

My Details

Details

Personal Details	
Portal Logon Name	BernardO
Full Name	Bernard Oosthuizen
Cell	082-██████████
Pilot License	027-██████████
Email Address	bernardO
Drivers License	
International Drivers License No	
Nationality	RSA
Emergency Contact	083-██████████
Base	Lanseria
Date Joined	2013/07/23
Alternate Alert Email	
Alternate Alert SMS	



The 'My FlyWatch > My Details > Personal Details' section on the 'My Details' page displays all personal information relevant to the current user. This information can be configured by the user and is the users responsibility for keeping the information herein up to date. To edit this information click on the edit button (pencil) in the bottom left corner of this section.

Edit

My Details

Logon name: BernardO

Name:

Surname:

Cell Number:

Pilot/Crew License Number:

E-Mail Address:

Drivers License No:

Intl Drivers License No:

Nationality:

Emergency Contact:

Operating Base:

Portal Password:

Password Question:

Password Answer:

Date Joined: 2013/07/23

Alternate Alert Email Address:

Alternate Alert Cell No:

Photo




Photo Location (can be any url)

Hint: You can paste the link to your facebook photo here for example

Preferences

Use my Cell for Notifications

Use my Email for Notifications

Link my LogBook to the FlyWatch Fleet Management System

Notes



Enter the required information as accurately as possible. This information forms the basis of the user's FlyWatch notifications. To add a photograph of yourself paste the pictures link (URL) into the supplied text box. This link can be used from any online photograph (Facebook, LinkedIn etc.) Select user preferences and add notes to the users profile. Click the 'Save' icon in the bottom left corner once all the information has been entered. The user is able to return to this page should any information be edited.

Documents and Settings

Widgets | Endorsements | Currency | Recency | Documents

Endorsements

Type	Date Issued	Date Expiry	ATO	Country of Issue	Notes	Attachment	
CPL	2011/10/12	Never	Skyhawk				<input type="button" value="edit"/> <input type="button" value="menu"/> <input type="button" value="X"/>
Instructors	2012/10/24	Never	CDC Aviation				<input type="button" value="edit"/> <input type="button" value="menu"/> <input type="button" value="X"/>
Type Rating (B350)	2013/07/17	Never	Conlyn Aviation				<input type="button" value="edit"/> <input type="button" value="menu"/> <input type="button" value="X"/>
Type Rating (BE20)	2012/02/14	Never	43 Advanced				<input type="button" value="edit"/> <input type="button" value="menu"/> <input type="button" value="X"/>
Type Rating (C210)	2012/10/28	Never	Conlyn Aviation				<input type="button" value="edit"/> <input type="button" value="menu"/> <input type="button" value="X"/>
Type Rating (C182)	2012/10/28	Never	Conlyn Aviation				<input type="button" value="edit"/> <input type="button" value="menu"/> <input type="button" value="X"/>
Type Rating (C172)	2009/02/28	Never	Skyhawk Aviation				<input type="button" value="edit"/> <input type="button" value="menu"/> <input type="button" value="X"/>
Type Rating (PA28)	2013/10/28	Never	Skyhawk Aviation				<input type="button" value="edit"/> <input type="button" value="menu"/> <input type="button" value="X"/>
Type Rating (SR20)	2012/10/28	Never	CDC Aviation				<input type="button" value="edit"/> <input type="button" value="menu"/> <input type="button" value="X"/>
Type Rating (BE58)	2013/08/28	Never	Conlyn Aviation				<input type="button" value="edit"/> <input type="button" value="menu"/> <input type="button" value="X"/>
Type Rating (J160)	2013/10/05	Never	Conlyn Aviation				<input type="button" value="edit"/> <input type="button" value="menu"/> <input type="button" value="X"/>

The **'My FlyWatch > My Details > Widgets'** tab at the bottom of the the 'My Details' page enables the user to configure his dashboard that is displayed after logon. To add a new widget click on the 'Add New' link and select the desired widget and its position. Click on the 'Add' button to add the widget to the users dashboard. This information may be modified at a later stage should the user require this.

The **'My FlyWatch > My Details > Endorsements'** tab allows the user to upload all his/her license endorsements an expiry date and attachments can be added to these as required. The attachments may be previewed once uploaded. To add a new endorsement click on the add button (plus symbol) to add a new endorsement. Enter all the relevant data and click the 'Create' button to upload the information.

The **'My FlyWatch > My Details > Currency', 'Recency' and 'Documents'** tab are a replica of the 'Endorsements' tab and entries are added in exactly the same manner.

My Logbook

Logbook for Bernard Oosthuizen

+
Edit Opening Summary

Drag a column header and drop it here to group by that column

Date	AC	Type	Details	Duration	Day	Night	Instr	Dual	Sim	Nav Aids	Nav Loc	xEntry	Solo	Lndngs	N Lndngs		
2014/01/05	ZS-POJ	C210	FAGM-FAWE-FAGM	2.20	2.20	0.00	0.00	0.00	0.00	nil	nil	<input checked="" type="checkbox"/>	<input type="checkbox"/>	2	0	<input type="checkbox"/>	<input type="checkbox"/>
2014/01/03	ZS-POJ	C210	FALA-FAWE-FALA	2.50	2.50	0.00	0.00	0.00	0.00	nil	nil	<input checked="" type="checkbox"/>	<input type="checkbox"/>	2	0	<input type="checkbox"/>	<input type="checkbox"/>
2013/12/28	ZS-SWR	BE20	FALA-TSH-FALA	2.90	2.90	0.00	0.00	0.00	0.00	nil	nil	<input checked="" type="checkbox"/>	<input type="checkbox"/>	1	0	<input type="checkbox"/>	<input type="checkbox"/>
2013/12/20	ZS-MPI	B350	FALA-FBMN-FALA	4.10	4.10	0.00	0.40	0.00	0.00	nil	nil	<input checked="" type="checkbox"/>	<input type="checkbox"/>	0	0	<input type="checkbox"/>	<input type="checkbox"/>
2013/12/15	ZU-DXH	J160	FALA-FALA	1.30	1.30	0.00	0.00	0.00	0.00	nil	nil	<input type="checkbox"/>	<input type="checkbox"/>	1	0	<input type="checkbox"/>	<input type="checkbox"/>
2013/12/11	ZS-MPI	B350	FALA-FAHS-FALA	2.40	2.40	0.00	0.30	0.00	0.00	nil	nil	<input checked="" type="checkbox"/>	<input type="checkbox"/>	2	0	<input type="checkbox"/>	<input type="checkbox"/>
2013/12/09	ZS-SGO	BE9L	FALA-FAGG	3.60	3.60	0.00	0.00	0.00	0.00	nil	nil	<input checked="" type="checkbox"/>	<input type="checkbox"/>	4	0	<input type="checkbox"/>	<input type="checkbox"/>
2013/12/08	ZU-DXH	J160	FALA-FALA	1.20	1.20	0.00	0.00	0.00	0.00	nil	nil	<input type="checkbox"/>	<input type="checkbox"/>	0	0	<input type="checkbox"/>	<input type="checkbox"/>
2013/12/08	ZU-DXH	J160	FALA-FALA	1.00	1.00	0.00	0.00	0.00	0.00	nil	nil	<input checked="" type="checkbox"/>	<input type="checkbox"/>	4	0	<input type="checkbox"/>	<input type="checkbox"/>
2013/12/05	ZU-DXH	J160	FALA-FALA	1.00	1.00	0.00	0.00	0.00	0.00	nil	nil	<input checked="" type="checkbox"/>	<input type="checkbox"/>	4	0	<input type="checkbox"/>	<input type="checkbox"/>

1 2 3 4 5 6
Displaying Items 1 - 10 of 56

Clear imported entries

The **'My FlyWatch > My Logbook'** page enables the user to log his/her flight hours. An opening summary can be added by clicking the 'Edit Opening Summary' button to enter the flying hours the user's FlyWatch logbook should start with. Additional flight entries can be added by clicking the add button (plus symbol) in the top right hand corner. Enter the relevant flight data and click the 'Create' button in the bottom left corner to create the entry.

My Dashboard

The 'My FlyWatch > My Dashboard' page displays all the widgets perviously selected under the 'My Details' page. These can be minimised/expanded should the user wish to do so.

My Dashboard

Monthly Aircraft Statistics
🗂️ ⬆️ ✕

Year	Aircraft Reg	Mode	Jan Hrs	Feb Hrs	Mar Hrs	Apr Hrs	May Hrs	Jun Hrs	Jul Hrs	Aug Hrs	Sep Hrs	Oct Hrs	Nov Hrs	Dec Hrs	Ytd Hrs
2 014	ZS-DEMO	Chocks	13.94		3.90		1.00								18.84
2 014	ZS-TEST	Chocks	41.00	3.00	7.00	2.00			8.00						61.00
Total			54.94	3.00	10.90	2.00	1.00		8.00						79.84
Average			27.47	3.00	5.45	2.00	1.00		8.00						39.92

Fleet Statistics
🗂️ ⬆️ ✕

Metric	Jan	Feb	Mar	Apr	May	Jun	Jul	Aug	Sep	Oct	Nov	Dec	Total
Cycles	23.00	1.00	0.00	122.00	159.00	261.00	642.00	0.00	0.00	0.00	0.00	0.00	1 208.00
Distance (KM)	21 688.17	1 266.77	2 533.54	74 801.77	104 221.24	181 768.00	434 922.32	0.00	0.00	0.00	0.00	0.00	821 201.80
Duration (Hrs)	54.94	3.00	10.90	2.00	1.00	0.00	8.00	0.00	0.00	0.00	0.00	0.00	79.84
Fuel Burn (LT)	4 098.04	0.00	0.00	37 096.70	52 231.35	91 699.15	216 950.51	0.00	0.00	0.00	0.00	0.00	402 075.75
PAX	47.00	1.00	7.00	380.00	490.00	808.00	1 883.00	0.00	0.00	0.00	0.00	0.00	3 616.00
Speed (Kts)	193.00	114.00	136.00	171.00	28 135.00	0.00	166.00	0.00	0.00	0.00	0.00	0.00	0.00

Logbook Summary
🗂️ ⬆️ ✕

Endorcement
🗂️ ⬆️ ✕

Pilot Duty Reports
🗂️ ⬆️ ✕

Maintenance Due
🗂️ ⬆️ ✕

Monthly Aircraft Statistics Chart
🗂️ ⬆️ ✕

My Alert History

The 'My FlyWatch > Alert History' page displays all alerts issued to the user. These include Red/Yellow Tags, Hazards and License notifications. These alerts may be expended where applicable by clicking the 'Read Full' button in the right hand column of the relevant notification.

Alert History

Filter list entries
Clear
Export

Date	Alert Type	Date Acknowledged	Source	Message	Read Full
2014/07/28	Critical (lapsed)	2014/07/30	Currency	Night Rating Critical (lapsed) for Oosthuizen, Bernard expires (2014/07/28)	n/a
2014/07/18	Action (10 Days)	2014/07/30	Currency	Night Rating Action (10 Days) for Oosthuizen, Bernard expires (2014/07/28)	n/a
2014/07/17	Notification	2014/07/30	FlyWatch Examination System	A new examination [Test] has been set that you need to complete. Please visit your FlyWatch Portal to complete this test. Keep in mind that an expiry date may apply to this exam	n/a
2014/07/10	Notification	2014/07/30	Notifications	<h3>AFI</h3> [Yellow Tag-AFI - 231 (rev.0)] ZU-DXH - Started US ZU-DXH is grounded till the starter is fixed. </br></br>	☰
2014/07/10	Notification	2014/07/30	Hazard Reporting	New Ground Hazard Hazard report has been logged	n/a
2014/07/08	Notification	2014/07/30	Hazard Reporting	New Ground Hazard Hazard report has been logged	n/a
2014/07/08	Notification	2014/07/30	Hazard Reporting	New Cabin Hazard report has been logged	n/a
2014/07/08	Notification	2014/07/30	FlyWatch Examination System	A new examination [Instrument Recency Test] has been set that you need to complete. Please visit your FlyWatch Portal to complete this test. Keep in mind that an expiry date may apply to this exam	n/a

Import EasyPlan Logbook

The 'My FlyWatch > Import EasyPlan Logbook' page allows you to import data from an existing EasyPlan Logbook. Follow the on screen prompts to import the logbook data.

EasyPlan Logbook Import

You can import your EasyPlan logbook here!

1. Go to your EasyPlan program and from the menu select Logbook -> Export.
2. Save the export txt file somewhere on your machine where you will find it again.
3. Press the "Select..." button below and choose the txt file you just created in step 2
4. The import program will analyze and consume your file. Any resulting messages will be displayed in the screen below.
5. Note: Often errors occur when your EasyPlan logbook has blank lines in them. Be sure to inspect your import file for entries that look suspicious. For example there will be a date with flight details but missing registration and type information. You can contact our support team from the link in the menu bar if you need assistance.

Select...

Results

Name	Actions
Monthly Aircraft Statistics	Top Remove
Fleet Statistics	Top Remove

Left Column

Name	Actions
Logbook Summary	Left Remove

Middle Column

Name	Actions
Endorcement	Center Remove

Right Column

Name	Actions
Pilot Duty Reports	Right Remove

Bottom

Name	Actions
Maintenance Due	Bottom Remove
Monthly Aircraft Statistics Chart	Bottom Remove

Logbook Summary

The 'My FlyWatch > Logbook Summary' page displays a summary of all the user's logged flying hours. These hours are compiled from the user's logbook.

Logbook Summary																											
Period	Type	Instrument				Instructor				Single Engine Day				Single Engine Night				Multi Engine Day				Multi Engine Night				Landings	
		Actual	FSTD	SE	ME	FSTD	Total	FSTD	Dual	PIC	PICUS	SIC	Dual	PIC	PICUS	SIC	Dual	PIC	PICUS	SIC	Dual	PIC	PICUS	SIC	Day	Night	
365 Days	B350	6.2	0.0	0.0	0.0	0.0	54.4	0.0	0.0	0.0	0.0	0.0	0.0	0.0	0.0	0.0	0.0	0.0	0.0	0.0	0.0	0.0	0.0	0.0	0.0	16	2
	BE20	0.5	0.0	0.0	0.0	0.0	23.6	0.0	0.0	0.0	0.0	0.0	0.0	0.0	0.0	0.0	0.0	0.0	0.0	0.0	0.0	0.0	0.0	0.0	0.0	3	0
	BE58	0.0	0.0	0.0	0.0	0.0	3.0	0.0	0.0	0.0	0.0	0.0	0.0	0.0	0.0	0.0	0.0	0.0	0.0	0.0	0.0	0.0	0.0	0.0	0.0	0.0	0
	BE9L	0.0	0.0	0.0	0.0	0.0	3.6	0.0	0.0	0.0	0.0	0.0	0.0	0.0	0.0	0.0	0.0	0.0	0.0	0.0	0.0	0.0	0.0	0.0	0.0	4	0
	C182	0.0	0.0	13.3	0.0	0.0	14.5	0.0	1.3	13.3	0.0	0.0	-0.1	0.0	0.0	0.0	0.0	0.0	0.0	0.0	0.0	0.0	0.0	0.0	0.0	21	0
	C210	0.0	0.0	4.7	0.0	0.0	4.7	0.0	0.0	4.7	0.0	0.0	0.0	0.0	0.0	0.0	0.0	0.0	0.0	0.0	0.0	0.0	0.0	0.0	0.0	4	0
	J160	0.0	0.0	28.0	0.0	0.0	29.0	0.0	1.0	28.0	0.0	0.0	0.0	0.0	0.0	0.0	0.0	0.0	0.0	0.0	0.0	0.0	0.0	0.0	0.0	42	0
Total		6.7	0.0	46.0	0.0	0.0	132.8	0	2.3	46.0	0.0	0.0	-0.1	0.0	0.0	0.0	0.0	3.6	77.5	0.0	0.6	0.0	2.9	0.0	0.0	107	2
TotalTime	_Opening Summary	41.1	39.0	122.6	0.0	7.9	471.5	47.4	63.8	224.2	0.0	0.0	0.0	16.0	0.0	0.0	26.4	12.6	0.0	58.3	7.7	1.6	0.0	13.5	674	22	
	B350	6.2	0.0	0.0	0.0	0.0	54.4	0.0	0.0	0.0	0.0	0.0	0.0	0.0	0.0	0.0	0.0	0.0	50.9	0.0	0.6	0.0	2.9	0.0	0.0	16	2
	BE20	0.5	0.0	0.0	0.0	0.0	23.6	0.0	0.0	0.0	0.0	0.0	0.0	0.0	0.0	0.0	0.0	0.0	23.6	0.0	0.0	0.0	0.0	0.0	0.0	3	0
	BE58	0.0	0.0	0.0	0.0	0.0	3.0	0.0	0.0	0.0	0.0	0.0	0.0	0.0	0.0	0.0	0.0	0.0	3.0	0.0	0.0	0.0	0.0	0.0	0.0	0.0	0
	BE9L	0.0	0.0	0.0	0.0	0.0	3.6	0.0	0.0	0.0	0.0	0.0	0.0	0.0	0.0	0.0	0.0	0.0	3.6	0.0	0.0	0.0	0.0	0.0	0.0	4	0
	C182	0.0	0.0	13.3	0.0	0.0	14.5	0.0	1.3	13.3	0.0	0.0	-0.1	0.0	0.0	0.0	0.0	0.0	0.0	0.0	0.0	0.0	0.0	0.0	0.0	21	0
	C210	0.0	0.0	4.7	0.0	0.0	4.7	0.0	0.0	4.7	0.0	0.0	0.0	0.0	0.0	0.0	0.0	0.0	0.0	0.0	0.0	0.0	0.0	0.0	0.0	4	0
	J160	0.0	0.0	28.0	0.0	0.0	29.0	0.0	1.0	28.0	0.0	0.0	0.0	0.0	0.0	0.0	0.0	0.0	0.0	0.0	0.0	0.0	0.0	0.0	0.0	42	0
Total		47.8	39.0	168.6	0.0	7.9	556.9	0	66.1	270.2	0.0	0.0	-0.1	16.0	0.0	0.0	30.0	90.1	0.0	58.9	7.7	4.5	0.0	13.5	781	24	

Take Test

The **'My FlyWatch > Take Test'** page allows the user to take a test designated to him/her. Tests can be resumed and submitted for results on this page. When a new test is designated to a user, the user will receive a alert to notified the user.

Index

Last Taken	Test	Expiry Date	Takes Remaining	Questions Answered	Passed	Score		
Instrument Recency Test	2014/07/08	2014/08/08	1 of 3	0 of 5	<input type="checkbox"/>	0 / 5 (0.0%)	Resume Test	Submit for Result
Computer Literacy	2013/09/30	2013/10/30	1 of 3	2 of 2	<input checked="" type="checkbox"/>	10 / 10 (100.0%)		
Test	1900/01/01	2014/08/17	0 of 3	0 of 1	<input type="checkbox"/>	0 / 1 (0.0%)	Take Test	Submit for Result

Alert Subscriptions

Alert Subscriptions

[Subscribe to New Alert](#)


Subscribed Alert	via SMS	via Email	via System	
Document Expiry (30 Days)	<input type="checkbox"/>	<input checked="" type="checkbox"/>	<input checked="" type="checkbox"/>	Unsubscribe

The **'My FlyWatch > Alert Subscription'** page allows the user to define additional system alerts. This can be configured by clicking the 'Subscribe to New Alert' link and select the desired notification type, select the desired means of being notified and click the 'Subscribe' button to activate the desired alert notification.

FlyWatch.Pilot

The **'My FlyWatch > FlyWatch.Pilot'** page allows the user to download the FlyWatch application by following the relevant link and prompts.

Reporting



The **'Reporting'** tab allows the user to view and manage aircraft statistics such as document expiry dates, Flight Folio entries, Flight Expenses, Aircraft Financials, Fuel uplift and open defects. Hover over 'Reporting' to activate the drop down menu and select your desired menu item.

Aircraft

Aircraft

Filter list entries Clear Export

Owner	Registration	Type	Manufacturer	Model	Last Flight	Last Folio	Last Hobbs			
Demo Owner	ZS-DEMO	B350	Beechcraft	King Air 350	2014/07/30	37657	3184.42			
Demo Owner	ZS-TEST	PRM1	Beechcraft	Premier 1A	2014/07/13	1016	67			

The **'Reporting > Aircraft'** page allows the user to view flight logs by clicking the Flight Folio icon to the right of the aircraft description. This page will display all data entered into FlyWatch via the application. Each leg can be expanded by clicking the 'Flight Report' link in the right hand column of the desired leg. This supplies the user with expanded information such as expenses, fuel burn, distance and duration.

The graph icon on the **'Aircraft'** page will give the user aircraft year to date statistics such as Trends, Fuel Flow, Hours , Revenue and Passengers displayed in graphs.

The money icon on the **'Aircraft'** page directs the user to all expenses captured per leg the aircraft has flown. The user may also amend or add to these figures from this page. By hovering over the desired field and clicking the 'Add' button.

Monthly Aircraft Statistics

The **'Reporting > Monthly Aircraft Statistics'** page allows the user to generate reports based on the selected year. Once the desired year has been selected the user is able to click on a specific aircraft's link to expand on the aircraft's data. Herein the user is able to view data that includes hours flown, fuel burnt, trend monitoring and even passengers flown. A summary in a 'Flight Folio' style is available by clicking the 'Summary' link under the aircraft's performance data. An expanded version of this data is available by clicking the 'Detail' link.

Aircraft Dashboard

Aircraft Dashboard

ALL Expired Within 10 Days Within 30 Days Within 60 Days

ALL Lanseria

Filter list entries Clear Export

Aircraft Particulars		Document Types											
Aircraft	Serial No	Charts	FMS	Radio Station License	Weight and Balance Certificate	Airworthiness Certificate	Type Certificate	Certificate of Release to Service	Certificate of Registration	Certificate of Insurance	Fuel Venting Certificate	Noise Certificate	Maintenance Schedule
ZS-DEMO		not listed	not listed	not listed	not listed	2012/09/16	not listed	not listed	not listed	2013/08/26	not listed	not listed	not listed
ZS-TEST		not listed	not listed	not listed	not listed	not listed	not listed	not listed	not listed	not listed	not listed	not listed	not listed

The 'Reporting > Aircraft Dashboard' displays all documents applicable to the aircraft within an organisation. The expiry dates are listed below the relevant columns. The expiry dates become colour coded once the date of expiry is within 60 days. At the top of the section the user can select to view only crew members with documents that expire within 60 days, 30 days, 10 days and already expired by clicking on the respective colour tag. The user is also able to view aircraft that correspond to certain bases by selecting the respective tab.

Open Defects

Open Defects

Lists open defects


Generated at: 2014/08/06 01:11:09 PM UTC

Filter list entries Clear Export

defectdate	aircraftid	foliono	defectDescription
2012/03/01	ZS-TEST	1111	Test Defect

The 'Reporting > Open Defects' page displays the defects of all aircraft. These defects have not been marked closed by the user responsible for maintenance oversight.

Manage



The 'Manage' tab allows the user to view and manage aircraft, organisations and personnel on FlyWatch. This includes associating personnel to roles and organisations as well as editing aircraft parameters such as speed and fuel burn.

Organisation

Organization Management - Demo

Parent Organization

Currency Base	ZAR
Support Contact	Paul Wandrag
Administration Contact	Paul Wandrag
Accounts Contact	Paul Wandrag
Chief Pilot Contact	Paul Wandrag
Fleet Contact	Paul Wandrag
Operations Contact	Paul Wandrag
Maintenance Contact	Paul Wandrag
FlyWatch IT Contact	Paul Wandrag
SMS Alerting enabled	<input checked="" type="checkbox"/>
Email Alerting enabled	<input checked="" type="checkbox"/>

Rates							
Aircraft	Owner	Flight Type	Rate / KM	Rate / PIC	Rate / SIC	Demurrage KM	Cost / KM
ZS-DEMO	Demo Owner	Charter - Domestic	0.00	0.00	0.00	0.00	0.00
ZS-DEMO	Demo Owner	Owner - Domestic	0.00	0.00	0.00	0.00	0.00
ZS-TEST	Demo Owner	Charter - Domestic	13.00	0.00	0.00	0.00	0.00
ZS-TEST	Demo Owner	Charter - Domestic	0.00	0.00	0.00	0.00	0.00

The 'Manage > Organisation' page allows the the user to view settings pertaining to his/her organisation. By clicking on the relevant tab the user is able to view aircraft rates, contracts, folio charging, flight types, user roles and tracking devices linked to the organisation. The user is however not able to edit this data unless he/she has been granted administrative rights.

Persons

Details for Bernard Oosthuizen

Particulars

Cell No 0826520882
 License No 0272344573
 Account Disabled
 Portal Logon Name BernardO
 Email Address bernardO
 Emergency Contact 0833639322
 Alternate Alert Email
 Alternate Alert Cell No
 Notes
 Edit

Roles Associated Owners Associated Aircraft Alerts Currency Endorsements Recency Documents

Roles

Add Role

Role	
AFI - Audit	Leave Role
AFI - Company Documents	Leave Role
AFI - Crew Chief	Leave Role
AFI - FlightCrew	Leave Role
AFI - FlyWatch.Pilot	Leave Role
AFI - Manage - Aircraft	Leave Role
AFI - Management	Leave Role
AFI - Operations	Leave Role

Back to person list

The 'Manage > Persons' page allows the user to select personnel associated to the organisation. Once a person has been selected the user is able to view contact details and system information. This system information includes associated roles and aircraft. The users crew documents can also be viewed and retrieved by clicking on the Currency, Endorsement or Recency tabs respectively. Once again this data can not be edit unless administrative rights are held.

Owner

Demo Owner

Details

ZS-DEMO Beechcraft King Air 350 (B350)

Fuel Burn/hr	Fuel Burn/km	Fuel Type	Fuel Burn Unit	Fuel Uplift Unit	Oil Unit	Cruising Speed (kts)	Max Take-off Weight	Passengers	Cargo	Financial Year
730	4.8	JETA-1	LBS	LT	QT	280	15500	8	0	2012 - 1

Charter Rates

Create Charter Rate

Managing Organization	Rate Description	Rate per KM	PIC per KM	SIC per KM	Cost per KM	Demurrage	Rate Currency	Edit
Demo	Charter - Domestic	0.00	0.00	0.00	0.00	0.00	ZAR	Edit
Demo	Owner - Domestic	0.00	0.00	0.00	0.00	0.00	ZAR	Edit

The 'Manage > Owner' page allows the user to view basic statistics captured for aircraft in their organisation. The user is also able to create a new rate type by clicking the 'Create Charter Rate'.

Aircraft





Details

ZS-DEMO

Owner	Demo Owner	Financial Year Month	1
Type	Beechcraft King Air 350 (B350)	Financial Year	2012
Fuel Burn perHour	730	Fixed Costs per Annum	0.00 ZAR
Fuel Burn perKM	4.8	Operating Currency	ZAR
Fuel Type	JETA-1	Opening Hours	0
Fuel Uplift Unit	LT	Opening Cycles	0
Oil Unit	QT	Last Inspection Date	1900/01/01
Cruising SPD Kts	280	Last Inspection Hours	0
MTOW	15500	Last Inspection Cycles	0
PAX	8	Next Inspection	1900/01/17 (Type I)
Cargo	0	Serial Number	
Flight Duration Mode	CHOCKS	Model Number	
		Manufacture Date	1900/01/01

[Edit Aircraft](#) | [Back to List](#)

Aircraft Records

Maintenance Schedule		Report Preferences		Documents		Booking Calendar	
+							
Select	Type	Reference	Issue Date	Expiry Date	Days to expiry	Notes	Attachment
<input type="checkbox"/>	Airworthiness Certificate	sdss	2012/09/17	2012/09/17	-689		Download Preview Locked by: Paul Wandrag
<input type="checkbox"/>	Certificate of Insurance	dssd	2013/08/27	2013/08/27	-345		Download Preview  
<input type="checkbox"/>	Airplane Flight Manual	ssss	2013/08/27	2013/08/27	-345		Download Preview  

The **'Manage > Aircraft'** page enables the user to view aircraft data and edit basic aircraft operating parameters. Click on the 'Manage' button to view and edit these figures. Below the aircraft details section one can create maintenance schedules, change report preferences, upload documents in the same manner that was discussed in the 'My FlyWatch' section of this manual and a booking calendar will be available for each aircraft in the near future.


Bases

The **'Manage > Bases'** page allows the user to edit and create Bases and allocate managers to these by clicking the 'Create New' link.

Airfields

The **'Manage > Airfields'** page allows the user to view and edit all airfield information within the FlyWatch database. A non registered airfield may be added by clicking the add button in the top left corner and completing the information as prompted.

Crew Management



In the 'Crew Management' tab you will find all the necessary tools to monitor, manage and track crew documents, validity and notification. Hover over 'Crew Management' to activate the drop down menu and select your desired menu item.

Crew Dashboard

Flight Crew Dashboard

All
 Expired
 Within 10 Days
 Within 30 Days
 Within 60 Days

Recency

Currency
 Filter list entries:

Pilot	License No	CRM	DG	Instrument Approach	IR	Language Proficiency	Line Check	Recency Medical	Night Currency	OPR Proficiency Check	Proficiency Check – Aircraft	Safety
Bekker, Cornelius	0270488422	2014/09/30	2015/01/09	not listed	2015/06/30	not listed	not listed	2015/01/31	not listed	not listed	2014/12/30	not listed
Karsten, Wynandt	0272240474	not listed	not listed	not listed	not listed	not listed	not listed	2014/08/27	not listed	not listed	not listed	not listed
Nel, Coenle	COENIEN	not listed	not listed	not listed	not listed	not listed	not listed	not listed	not listed	not listed	not listed	not listed
Oosthuizen, Bernard	0272344573	2014/11/30	2015/11/11	not listed	2015/02/28	Permanent	2014/10/31	2014/10/31	not listed	not listed	2014/10/30	Permanent
User, Test	12345	not listed	not listed	not listed	not listed	not listed	not listed	not listed	not listed	not listed	not listed	not listed
van Schalkwyk, Johann	0271062465	2015/07/31	2016/07/31	not listed	2015/07/31	Permanent	not listed	2015/05/31	not listed	not listed	not listed	not listed
Wandrag, Paul	9999999	not listed	2014/07/30	2015/07/02	2013/12/06	not listed	not listed	not listed	2012/07/06	2012/07/06	not listed	not listed

The 'Crew Management > Flight Crew Dashboard' page displays all documents and their expiry dates associated with the relevant crew member of an organisation. The expiry dates become colour coded once the date of expiry is within 60 days. At the top of the section the user can select to view only crew members with documents that expire within 60 days, 30 days, 10 days and already expired by clicking on the respective colour tag. The user is also able to view Captains, First Officer and Inactive crew members by selecting the respective tab.


Notification Audit Report

Notification Audit Report as at 2014/08/04 (UTC)

Date Issued	Type	Reference	Summary	Total Affected	Total Outstanding	Compliance	View Outstanding
2013/12/03 07:02:00 PM	Red Tag	1	[Red Tag-1 (rev.0)] aaa	9	1	88.9%	View List of Non Compliant Recipients
2013/12/04 09:37:00 AM	Red Tag	2	[Red Tag-2 (rev.1)] subj Test 2	5	0	100.0%	View List of Non Compliant Recipients
2013/12/04 09:54:00 AM	Red Tag	3	[Red Tag-3 (rev.0)] Blah	4	0	100.0%	View List of Non Compliant Recipients
2013/12/04 10:05:00 AM	Green Tag	1	[Green Tag-1 (rev.0)] Pisser in die Congo	3	0	100.0%	View List of Non Compliant Recipients
2013/12/04 11:06:00 AM	Yellow Tag	1	[Yellow Tag-1 (rev.1)] aaa1	1	0	100.0%	View List of Non Compliant Recipients
2014/03/13 10:43:00 AM	Red Tag	1234	[Red Tag-1234 (rev.0)] test Red Tag	0	0	0.0%	View List of Non Compliant Recipients
2014/05/28 10:39:00 PM	Green Tag	1	[Green Tag-1 (rev.0)] test	0	0	0.0%	View List of Non Compliant Recipients
2014/05/28 10:45:00 PM	Green Tag	2	[Green Tag-2 (rev.0)] aa	0	0	0.0%	View List of Non Compliant Recipients

The **'Crew Management > Notification Audit Report'** displays all issued notification and indicates how many users have been issued with that specific notifications. By clicking the button to the right to view all users that have not yet accepted the specific notification.

Examination



In the 'Examination' tab you will find all the necessary tools to create and designate exams to users. Hover over 'Examination' to activate the drop down menu and select your desired menu item.

Exams

Index



Exam Title	Description	Pass Rate %	Questions	D1	D2	D3	D4		
Test1	aaa	100	2	2	0	0	0		Questions
Test	Test	75	4	1	1	1	1		Questions

The 'Examination > Exams' page displays all the previously created exams. These can be edited by clicking the pencil icon to the right of the desired question. To edit the questions click on the 'Question' button to display each question for editing. To create a new exam click the add button to the top left of the page. Enter all the requested details for your new exam. The user can select how many question from each degree of difficult is selected in the exam.

Set Exam

Index

You can issue a test to an individual using this screen. Tests are automatically generated from the available question bank based on the parameters set up for the particular test. Depending on your organization's settings and the individual's settings he/she will be notified that there is a test waiting for them. Failing that they will be alerted on their next login to FlyWatch regardless.

Filter

Show Expired Tests:

Show Completed Tests:

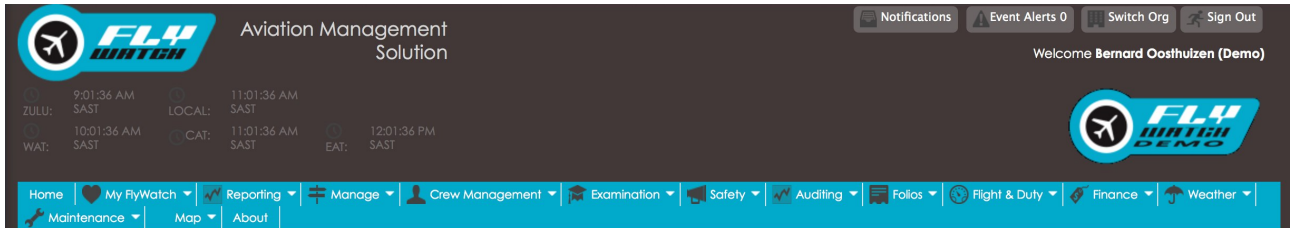
Submit



Exam Title	Examinee	Date Last Taken	Expiry Date	Take Count	Score	Passed		
Test	Bernard	1900/01/01	2014/08/17	0 / 3	0 / 1 (0.00)	<input type="checkbox"/>		View Questions

The 'Examination > Set Exam' page displays all exams designated to users within your organisation. A list of all designated exams with the results thereof are displayed. To designate a exam to a user click the add button to the top left of the page.

Safety



Under the **'Safety'** tab the user will be able to create notifications such as red and yellow tags and file hazard reports whilst being able to monitor this safety process. Hover over **'Safety'** to activate the drop down menu and select your desired menu item.

Notification System

Notifications



Type	Reference	Issued By	Date Issued	Date Expiry	Permanent	Revision	Active	Subject	Attachments
Green Tag	2	Paul	2014/05/28	2014/05/28	<input type="checkbox"/>	0	<input checked="" type="checkbox"/>	aa	Download Attachment View Attachment
Green Tag	1	Paul	2014/05/28	2014/05/28	<input type="checkbox"/>	0	<input checked="" type="checkbox"/>	test	Download Attachment View Attachment
Red Tag	1234	JvS	2014/03/13	2014/03/13	<input type="checkbox"/>	0	<input checked="" type="checkbox"/>	test Red Tag	
Yellow Tag	1	aaa	2013/12/04	2013/12/05	<input type="checkbox"/>	1	<input checked="" type="checkbox"/>	aaa1	
Green Tag	1	Kosie	2013/12/04	2013/12/07	<input type="checkbox"/>	0	<input checked="" type="checkbox"/>	Pisser in die Congo	
Red Tag	3	aaa	2013/12/04	2013/12/06	<input type="checkbox"/>	0	<input checked="" type="checkbox"/>	Blah	
Red Tag	2	piet	2013/12/04	2013/12/07	<input type="checkbox"/>	1	<input checked="" type="checkbox"/>	subj Test 2	
Red Tag	1	aa	2013/12/03	2013/12/03	<input checked="" type="checkbox"/>	0	<input checked="" type="checkbox"/>	aaa	

The **'Safety > Notification System'** page allows the user to create notification and provide oversight for those already issued. To add a new notification click the add button in the top left corner of the page. Enter all the requested information. To select multiple recipients hold in the **'CTRL'** key on your keyboard whilst selecting the desired recipients. A document may be attached by clicking the **'Select'** button at the bottom of the page and selecting the desired document. Click **'Create'** to send the notification, it will now appear in the Notifications list. A notification may be edited or viewed by deleting the appropriate option in the right hand column of the desired notification.

Notification Audit Report

Notification Audit Report as at 2014/08/12 (UTC)

Date Issued	Type	Reference	Summary	Total Affected	Total Outstanding	Compliance	View Outstanding
2013/12/03 07:02:00 PM	Red Tag	1	[Red Tag-1 (rev.0)] aaa	10	2	80.0%	View List of Non Compliant Recipients
2013/12/04 09:37:00 AM	Red Tag	2	[Red Tag-2 (rev.1)] subj Test 2	5	0	100.0%	View List of Non Compliant Recipients
2013/12/04 09:54:00 AM	Red Tag	3	[Red Tag-3 (rev.0)] Blah	4	0	100.0%	View List of Non Compliant Recipients
2013/12/04 10:05:00 AM	Green Tag	1	[Green Tag-1 (rev.0)] Pisser in die Congo	3	0	100.0%	View List of Non Compliant Recipients
2013/12/04 11:06:00 AM	Yellow Tag	1	[Yellow Tag-1 (rev.1)] aaa1	1	0	100.0%	View List of Non Compliant Recipients
2014/03/13 10:43:00 AM	Red Tag	1234	[Red Tag-1234 (rev.0)] test Red Tag	0	0	0.0%	View List of Non Compliant Recipients
2014/05/28 10:39:00 PM	Green Tag	1	[Green Tag-1 (rev.0)] test	0	0	0.0%	View List of Non Compliant Recipients
2014/05/28 10:45:00 PM	Green Tag	2	[Green Tag-2 (rev.0)] aa	0	0	0.0%	View List of Non Compliant Recipients

In the **'Safety > Notification Audit Report'** page the user can view users that have read the applicable notification and those who have not read them. Click the button to the right of each notification to view a list of non compliant users.

Hazard Reporting

The **'Safety > Hazard Reporting'** page allows the user to view and create hazard reports. All issued hazard reports can be viewed here. Click the add button in the top left corner of the page to file a new hazard report. Fill in all relevant information and click 'Create'. This will be sent off to the organisation's safety officer and actioned accordingly.

Contact Us

Contact our support centre for real time support.

support@africaflight.co.za